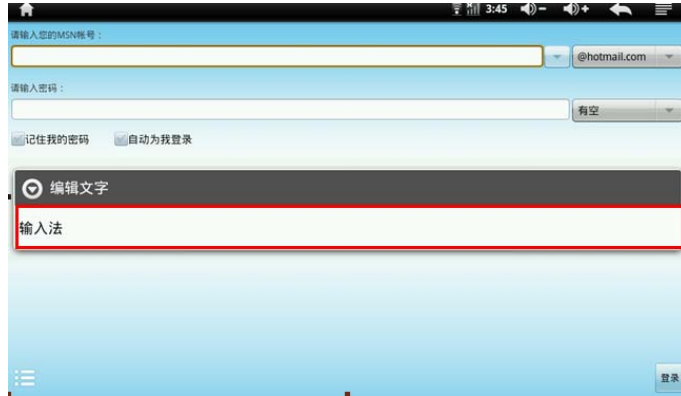
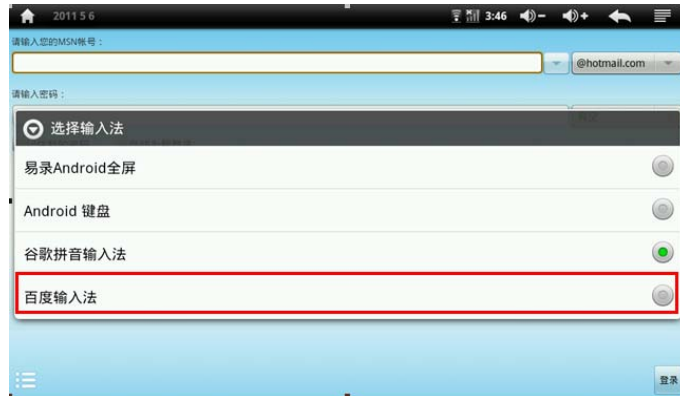


怎样选择手写输入法？

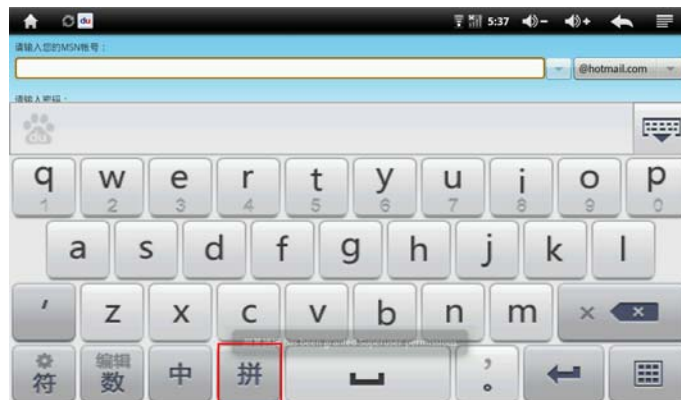
- 1、点触桌面的“即时联络员”→“MSN”，然后长按“输入框”2秒，弹出“编辑文字”菜单，点击“输入法”



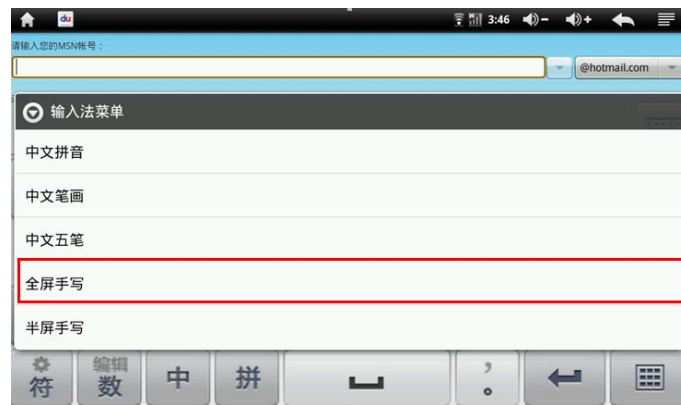
- 2、在“选择输入法”菜单中选择“百度输入法”



- 3、在弹出的百度输入法界面中，点触“拼”，弹出输入法菜单



4、选择全屏手写



5、手写输入界面

